



CoreLine Waterproof

WT120C G2 LED60S/840 PSU L1500

840 neutral white – Power supply unit

CoreLine waterproof delivers on the CoreLine promise of innovative, easy-to-use and high-quality luminaires. CoreLine waterproof products can directly replace traditional waterproof luminaires with fluorescent lamps ranging from 18W up to 58W. With its slim and stylish design, it continues to keep its well-known and appreciated architecture. Installation is quick and easy, all thanks to its efficient design. CoreLine waterproof provides better wide-beam light distribution for straightforward and effective lighting. Interact Ready luminaires with integrated wireless communications are also available in this range, ready to be used with Interact gateways, sensors and software.

Product data

General Information		CE mark	CE mark
Beam angle of light source	– °	ENEC mark	ENEC mark
Light source color	840 neutral white	Warranty period	5 years
Light source replaceable	No	Remarks	*-Per Lighting Europe guidance paper “Evaluating performance of LED based luminaires – January 2018”: statistically there is no relevant difference in lumen maintenance between B50 and for example B10. Therefore the median useful life (B50) value also represents the B10 value.
Number of gear units	1 unit	Constant light output	No
Driver/power unit/transformer	Power supply unit	Number of products on MCB of 16 A type	24
Driver included	Yes	B	
Optic type	Beam angle 110°	EU RoHS compliant	Yes
Optical cover/lens type	Micro-lens optic	Service tag	Yes
Luminaire light beam spread	105°		
Control interface	–		
Connection	Push-in connector 3-pole		
Cable	–		
Protection class IEC	Safety class I		
Glow-wire test	Temperature 850 °C, duration 30 s		
Flammability mark	For mounting on easily flammable surfaces		

CoreLine Waterproof

Unified glare rating CEN	25
--------------------------	----

Operating and Electrical

Input Voltage	220 to 240 V
Input Frequency	50 or 60 Hz
Inrush current	5.56 A
Inrush time	0.047 ms
Power Factor (Min)	0.9

Controls and Dimming

Dimmable	No
----------	----

Mechanical and Housing

Housing Material	Polycarbonate
Reflector material	Steel
Optic material	Polycarbonate
Optical cover/lens material	Polycarbonate
Gear tray material	Steel
Fixation material	Stainless steel
Optical cover/lens finish	Frosted
Overall length	1515 mm
Overall width	80 mm
Overall height	76 mm
Color	Gray
Dimensions (Height x Width x Depth)	76 x 80 x 1515 mm (3 x 3.1 x 59.6 in)

Approval and Application

Ingress protection code	IP65 [Dust penetration-protected, jet-proof]
Mech. impact protection code	IK08 [5 J vandal-protected]

Initial Performance (IEC Compliant)

Initial luminous flux (system flux)	6000 lm
-------------------------------------	---------

Luminous flux tolerance	+/-10%
Initial LED luminaire efficacy	143 lm/W
Init. Corr. Color Temperature	4000 K
Init. Color Rendering Index	>80
Initial chromaticity	(0.38,0.38)SDCM<=3
Initial input power	42.9 W
Power consumption tolerance	+/-10%

Over Time Performance (IEC Compliant)

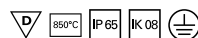
Control gear failure rate at median useful life 50000 h	1.75 %
Lumen maintenance at median useful life* 50000 h	L75

Application Conditions

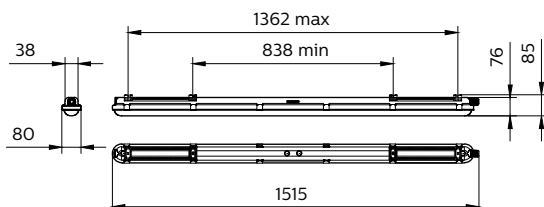
Ambient temperature range	-20 to +40 °C
Performance ambient temperature Tq	25 °C
Maximum dim level	Not applicable
Suitable for random switching	Not applicable

Product Data

Full product code	871829184049700
Order product name	WT120C G2 LED60S/840 PSU L1500
EAN/UPC - Product	8718291840497
Order code	911401823880
Numerator - Quantity Per Pack	1
Numerator - Packs per outer box	9
Material Nr. (12NC)	911401823880
Net Weight (Piece)	1.700 kg

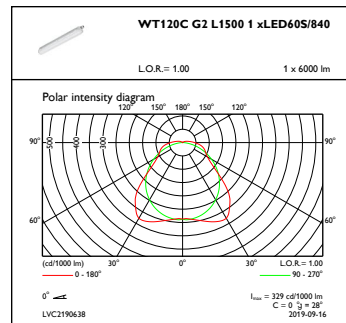
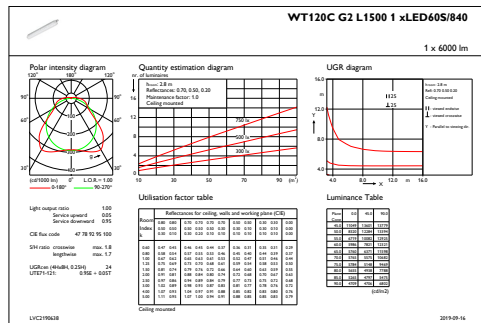


Dimensional drawing



CoreLine Waterproof WT120C

Photometric data



IFGU1_WT120CG2L15001xLED60S840

OFPC1_WT120CG2L15001xLED60S840

