

RME 8 T KNX


Item no.: 4930205



Home and Building control
KNX

Description

- 8-way switching or 4-way blind actuator MIX2
- Extension module MIX2
- For upgrading to maximum of 24 channels
- Flexible channel function selection as switching actuator or for controlling drives for blinds, shutters, sun and vision protection devices, skylights and ventilation flaps
- Up to two extension modules MIX or MIX2 can be connected to one base module
- Device and KNX bus module can be swapped independently of each other
- Removable KNX bus module enables devices to be changed without reprogramming
- Manual set-up and use of actuator is possible without KNX bus module
- LED switching status display for each channel
- Manual operation on device (even without bus connection)



Technical data

RME 8 T KNX	
Installation type	DIN rail
Width	4 modules
Type of connection	Terminal screws Bus connection: KNX bus terminal
Max. cable cross section	Solid wire: 0.5 mm ² (Ø 0.8) to 6 mm ² Stranded wire with end sleeve: 0.5 mm ² to 4 mm ²
Number of channels	8
Type of contact	NO contact, 16 A, 3 A
Opening width	< 3 mm
Incandescent/halogen lamp load	2000 W
Fluorescent lamp load (conventional) parallel-corrected	1300 W (140 µF)
Fluorescent lamp load (conventional) not corrected	2000 VA
Fluorescent lamp load (electronic ballast)	1200 W

RME 8 T KNX	
Energy saving lamps	300 W
LED lamp < 2 W	55 W
LED lamp 2-8 W	600 W
LED lamp > 8 W	600 W
Inrush current	max. 800 A / 200 µs
Voltage output	240 V AC
Switching output	Potential-free
Switching of various phases	Possible
Suitable for SELV	Yes if all channels switch at SELV
C load	-
Type	Extension module
Ambient temperature	-5°C ... 45°C
Type of protection	IP 20
Protection class	II according to EN 60 669

Subject to technical changes and misprints

additional information at: www.theben.de/product/4930205

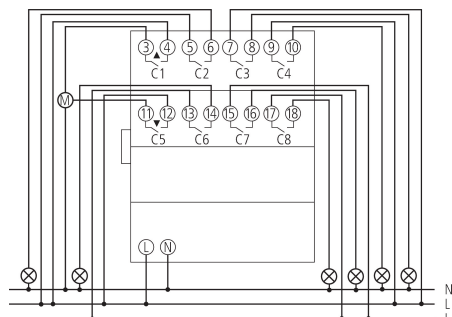
The load data are determined with exemplary selected illuminants and are therefore typical data due to the large number of available products.

RME 8 T KNX

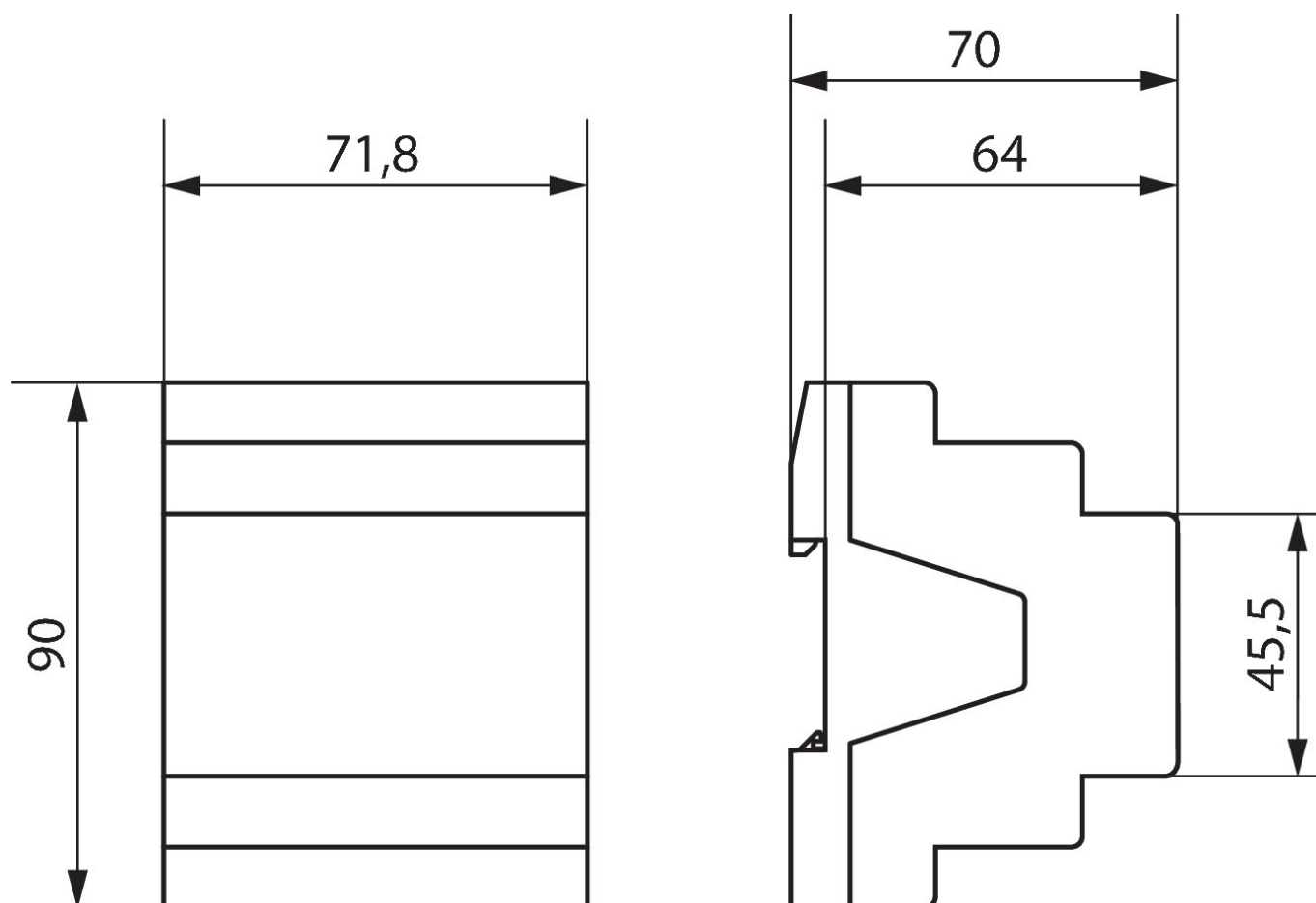
Item no.: 4930205

theben

Connection example



Scale drawings



Subject to technical changes and misprints

additional information at: www.theben.de/product/4930205

The load data are determined with exemplary selected illuminants and are therefore typical data due to the large number of available products.

03/06/2023

Page 2 of 2